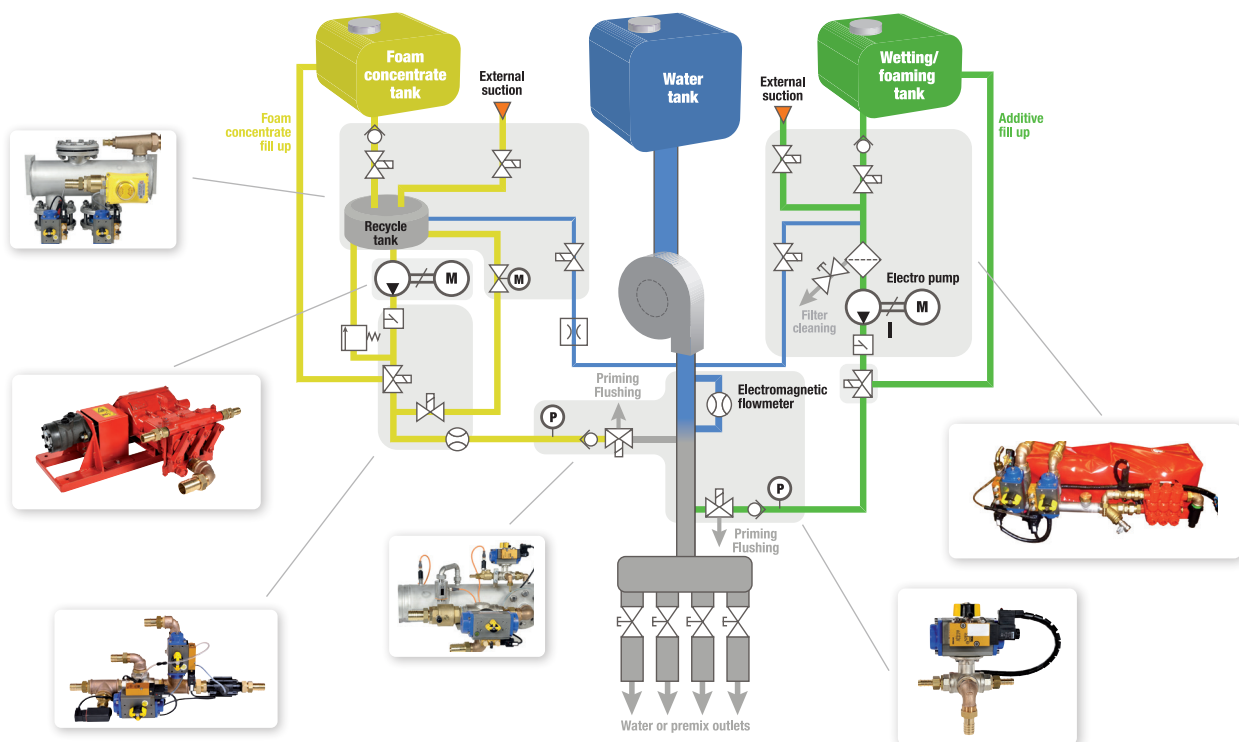




FEATURES

Van Truck	* by default	15		120		180		240		360
Water Pump < 12000 L/min		Wetting/ Foaming		Foam concentrate		Foam concentrate		Foam concentrate		Foam concentrate
Class AB		0.2 to 15 lpm		6 to 120 lpm		8 to 180 lpm		12 to 240 lpm		15 to 360 lpm
		Piston		Piston		Piston		Gear		Gear
		-0.15 bar		-0.6 bar		-0.6 bar		-0.7 bar		-0.7 bar
		12 bar		16 bar		16 bar		16 bar		16 bar
		0.1 to 1%	+	1 to 6%	OR	1 to 6%	OR	1 to 6%	OR	1 to 6%
		On demand		On demand		On demand		On demand		On demand
		elec 24V - 45A		Thermal/ Hydraulic		Thermal/ Hydraulic		Thermal/ Hydraulic		Thermal/ Hydraulic
		Newtonian		< 220 Mpa.s ⁽²⁾ at 20°C		< 220 Mpa.s ⁽²⁾ at 20°C		< 400 Mpa.s ⁽²⁾ at 20°C		< 400 Mpa.s ⁽²⁾ at 20°C
		Automated		Automated		Automated		Automated		Automated
		Automated		Automated		Automated		Automated		Automated
		Option		Included		Included		Included		Included

⁽¹⁾ Other pump flow rate ranges available on request - ⁽²⁾ At 375 s⁻¹ shear rate following the norm EN 1568-3:2018



POSSIBLE OPTIONS

-  Product tank filling
-  Automatic frost protection
-  Product transfer
-  Product pumping
-  Product tank blending
-  External suction hose
-  Tank level sensor
-  Additional screen
-  Motorisation
-  Full integration on skid

